


PCBRM Flow Wells

Removal & Selective Soldering of Through Hole Components



Flow Wells Determine the Size, Shape and Direction of the Solder Flow



Single Opening Flow Wells & Hoods

Wave configuration is a critical factor. Flow Wells determine the solder wave, which matches the component lead pattern. The solder flow can be accurately directed away from adjacent components to limit heat exposure to sensitive areas. The corresponding Air Cleaning Hood directs low pressure air against the lead pattern, forcing molten solder to drop from the holes into the empty Flow Well.

Popular Flow Well & Hood Sizes for lead-free applications (PCBRM15 only). Material is titanium.

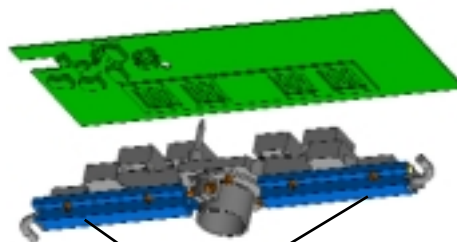
W" x L"	Well	Hood	W" x L"	Well	Hood	W" x L"	Well	Hood	W" x L"	Well	Hood
1/4 x 1 1/4	FWL8-40	CH8-40	3/8 X 5	FWL12-160	CH12-160	3/4 x 2	FWL24-64	CH24-64	1 1/4 X 1 1/4	FWL40-40	CH40-40
1/4 X 4	FWL8-128	CH8-128	1/2 x 29/32	FWL16-29	CH16-29	3/4 x 2 3/16	FWL24-70	CH24-70	1 3/8 X 1 3/8	FWL44-44	CH44-44
3/8 x 1 3/8	FWL12-44	CH12-44	1/2 x 1	FWL16-32	CH16-32	3/4 x 2 1/2	FWL24-80	CH24-80	1 1/2 X 1 1/2	FWL48-48	CH48-48
3/8 x 2 3/16	FWL12-70	CH12-70	1/2 X 5	FWL16-160	CH16-160	7/8 x 1 5/8	FWL28-52	CH28-52	1 3/4 X 1 3/4	FWL56-56	CH56-56
3/8 x 2 3/4	FWL12-88	CH12-88	3/4 x 1 5/16	FWL24-42	CH24-42	1 x 1 7/16	FWL32-46	CH32-46	2 X 2	FWL64-64	CH64-64
3/8 x 3 1/4	FWL12-104	CH12-104	3/4 x 1 1/2	FWL24-48	CH24-48	1 1/8 X 1 1/8	FWL36-36	CH36-36			

Send your board to Air-Vac for quick process assistance with a no obligation tooling quote.

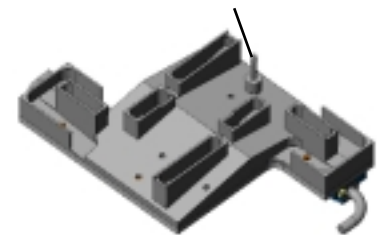
Increasing production, limiting heat exposure to the assembly and providing high quality solder joints has been provided to our customers for their initial and continuing selective soldering and removal applications. For complicated configurations, Air-Vac can e-mail a three dimensional solid model for you to see the concept and for your approval. In addition, process parameters and procedures will be provided.

Application Specific Tooling Provides the Most Efficient Process Solution

Solder flow balance is maintained in multiple openings of any size or shape, insuring proper heating and no bridging.

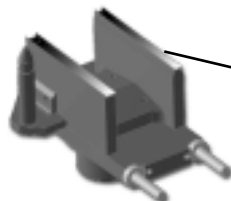


Locating Pins accurately position the lead pattern over the solder wave.

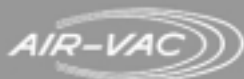
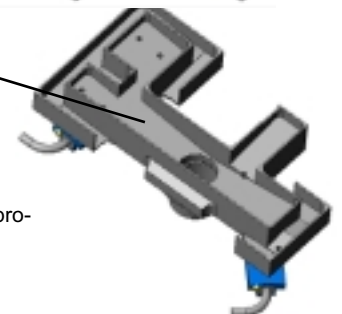


External Heaters maintain uniform heat on large Flow Wells

Flow entire assembly regardless of shape



Double Connector Flow Well incorporates external heaters to provide additional heat to extra high Flow Well openings



Headquarters: Seymour, CT • 203-888-9900
 Mid West: Irving, TX • 972-621-8686
 West Coast: Carlsbad, CA • 760-438-9363
www.air-vac-eng.com