

# TT-65 ThermoTweez Handpiece

For additional information on the PACE products, contact:

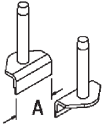
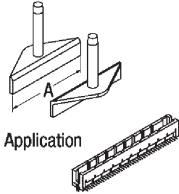
GSA Service Co, PACE US Government/Military Manufacturer's Representative

[www.gsaservice.com](http://www.gsaservice.com), (703) 731-8048

## TT-65 ThermoTweez/Replacement Parts

DESCRIPTION	PART NUMBERS	
	ThermoTweez SensaTemp Handpiece	7025-0001-P1
	Heater Assembly, with Sensor	6010-0082-P1
	Heater Assembly, without Sensor	6010-0083-P1
	Cushion Grip Kit	6993-0184
	Pads for Cushion Grips	1317-0029-P2
	Plastic Grip (2 ea.)	1119-0123-P1
	Replacement Hinge Kit	6993-0156-P1
	TT-65 Handpiece IntelliHeat	6010-0151-P1
	TT-65 Handpiece Kit IntelliHeat	6993-0268-P1
	TT-65 Cubby (Available November 2007)	6019-0083-P1

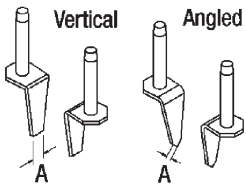
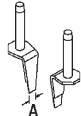

# TT-65 ThermoTweez Handpiece Tips

TIP	DESCRIPTION	TIP SIZE	PART NUMBERS
	Narrow-body connectors, and SOIC Components	A=7.6mm (0.3") A=10.2mm (0.4")	1121-0512-P1 1121-0514-P1
	SOIC, SOJ, SIMMs Component	A=12.7mm (0.5") A=17.8mm (0.7") A=20.3mm (0.8") A=25.4mm (1.0")	1121-0473-P1 1121-0416-P1 1121-0497-P1 1121-0448-P1

Continued overleaf

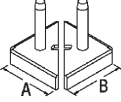


# TT-65 ThermoTweez Handpiece Tips

## SMT Removal Tips

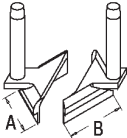
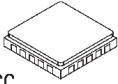
TIP	DESCRIPTION	TIP SIZE	PART NUMBERS
 <p><b>Vertical</b>      <b>Angled</b></p> <p>Standard Wall: Thickness = 1.3mm (0.050")</p> <p>Application Chip Component</p>	<p>Chip Component (vertical)</p> <p>Chip Component (vertical)</p> <p>Chip Component (vertical)</p> <p>Chip Component (vertical) Small SOIC</p>	<p>A=0.76mm (0.03")</p> <p>A=2.0mm (0.08")</p> <p>A=4.1mm (0.16")</p> <p>A=6.4mm (0.25")</p>	<p>1121-0398-P1</p> <p>1121-0313-P1</p> <p>1121-0399-P1</p> <p>1121-0401-P1</p>
 <p>Thin-Wall: Thickness = 0.43mm (0.017")</p>	<p>Thin-Walled Chip Component (vertical)</p> <p>Thin-Walled Chip Component (vertical)</p>	<p>A=0.76mm (0.03")</p> <p>A=2.0mm (0.08")</p>	<p>1121-0520-P1</p> <p>1121-0521-P1</p>
 <p>Application Chip Component</p>	<p>1/64" Angled Fine Point Conical Chip Component</p>	<p>A=0.43mm (0.017")</p>	<p>1121-0517-P1</p>

# TT-65 ThermoTweez Handpiece Tips

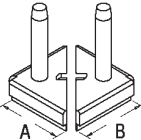
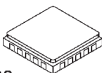
## PLCC/PQFP Removal Tips

TIP	DESCRIPTION	TIP SIZE A x B	PART NUMBERS
 <p>Standard Wall: Thickness = 1.3mm (0.050")</p> <p>Application PLCC</p>  <p><i>The ThermoTweez can also remove leadless components (LCCCs) if sized correctly.</i></p> <p>PQFP</p> 	PLCC-20	6.86mm x 6.86mm (0.27" X 0.27")	1121-0316-P1
	PLCC-28	9.4mm x 9.4mm (0.37" x 0.37")	1121-0317-P1
	PLCC-32	12.2mm x 9.65mm (0.48" x 0.38")	1121-0352-P1
	PLCC-44, PQFP-84	14.5mm x 14.5mm (0.57" x 0.57")	1121-0318-P1
	PLCC-52, PQFP-100	17.0mm x 17.0mm (0.67" x 0.67")	1121-0319-P1
	PLCC-68, PQFP-132	21.9mm x 21.9mm (0.86" x 0.86")	1121-0320-P1
	PLCC-84, PQFP-160	26.9mm x 26.9mm (1.06" x 1.06")	1121-0321-P1

## Thin-Walled Surface Mount Removal Tips

TIP	DESCRIPTION	TIP SIZE A x B	PART NUMBERS
 <p>Application</p>  <p>LCCC</p>	Removal Tips for Motorola Payer LCCC Packages and small, Fine-Pitch PQFPs	6.6mm x 6.6mm (0.26" x 0.26") 9.16mm x 8.89mm (0.40" x 0.35")	1121-0417-P1 1121-0425-P1
	Wall thickness = 0.025" (standard height = 0.275")		

## LCCC Removal Tips

TIP	DESCRIPTION	TIP SIZE A x B	PART NUMBERS
 <p>Application</p>  <p>LCCC</p>	Removal Tips for LCCC Packages and small, Fine-Pitch PQFPs	8.89mm x 6.35mm (0.35" x 0.25") 21.6mm 21.6mm (0.85" x 0.85")	1121-0452-P1 1121-0455-P1
	Wall thickness = 0.635mm (0.025") (reduced height = 0.2" for high mass boards)		